

## BROWSE THE OCLN CATALOG & MANAGE YOUR OCLN ACCOUNT

...all from your smart device!



### Additional Mobile App Services



#### Digital Library Card

No more fear of forgetting your library card!



#### In-App Notifications

Receive in-app notifications for when:

- a hold is ready for pick-up
- SPL is closed or hours are changed
- a program is rescheduled
- and more!



#### Event Calendar

Quick and easy access to view and register for programs for any and all ages.



#### Museum Passes

Browse and book museum passes right from your phone!



#### Curbside Pick-Up Form

Don't want to come into the library?  
Complete the curbside pick-up form to grab-&-go.

### Have you tried these additional apps?

*Take advantage of these free services,  
courtesy of SPL!*



#### Libby

eBooks, eAudiobooks,  
eMagazines



#### hoopla

eBooks, eAudiobooks,  
eComics, music albums,  
movies, TV, and  
documentaries



#### kanopy

movies, TV, and  
documentaries from  
across the globe that  
inspire and challenge  
perspectives



#### Mango Languages

vocabulary and  
conversational lessons  
in over 70 world  
languages

### Additional Questions?

Contact the **Adult Services Dept** at:

- [reference@sharon.ocln.org](mailto:reference@sharon.ocln.org)
- (781) 784-1578 ext.1422



SharonPublicLibrary  
[sharonpubliclibrary.org](http://sharonpubliclibrary.org)

1 School Street  
Sharon, MA 02067  
(781) 784-1578

rev. 6/2025




# SPL Mobile App User Guide

Welcome



Search  
Our Catalog



Digital  
Collections



Event Calendar



Library Services



# Set-Up the Mobile App



1. Search for and download the free app, **Sharon Public Library (MA)**, from your app store:



**Google Play**  
Androids, Google Products



SCAN ME



**App Store**  
iPhones, Apple Products




SCAN ME



2. Once downloaded, open the app. You will be prompted to opt-in or opt-out of in-app notifications. Tap preferred ones to opt-in, then 'Save.'

- You may always update your notification preferences later within *Home > Account Management > Notification Settings*.

3. Once you're brought to the *Home* screen, tap *Account* in the bottom menu. Type your library card number/PIN to log in.

### Add More SPL Library Cards!

**Perfect for families!** Click *Account* >  > *Add Account* to add more cards.

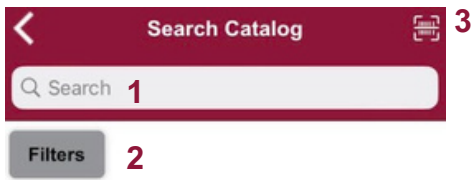
- For account management: Tap *Account* and select the preferred account. 
- To check out: Tap *Card* to swipe between the digital library cards quickly. 

# Search the Catalog



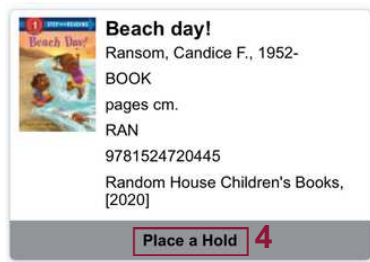
Tap *Home > Search Our Catalog* to access the OCLN or OverDrive catalog.

## 1. Start Searching



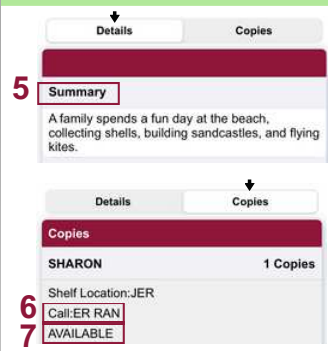
- 1 Search by Title, Author, or Keyword.
- 2 Filter your search for more accurate results; select only 1- 2 at once, and tap 'x' to search.
- 3 Scan an ISBN via a smart device's camera (or manually enter the ISBN) to find a specific book.

## 2. Browse Results



4 Place a hold on the item right from the results!\*

## 3. Tap an Item to View Its Record



- 5 View the summary, plus more, in the *Details* tab.
- 6 View the Call (Call Number) in the *Copies* tab for shelf location at SPL.
- 7 Check the # of copies and availability.



\*You may also place a hold within the item's record.

# Account Management



Tap *Account* for account management features.

## View General Details

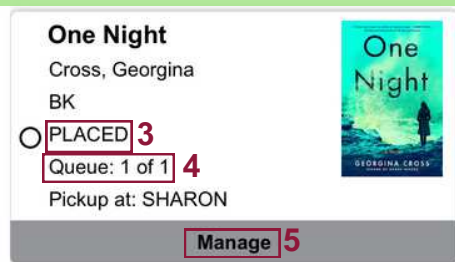
Ready	Overdue	Checked Out	Fines
 1	 0	 5	\$0.00

## Tap: Checked Out Items



- 1 View Due Date
- 2 Request a Renewal
  - Must be within 3 days of due date.

## Tap: My Holds



- 3 View Hold Status
  - PLACED: In-process.
  - TRANSIT: In-transit to SPL.
  - BEING HELD: Ready for pick-up at SPL.
  - SUSPENDED: Hold will climb waitlist and freeze at 1st in line, until suspension expires or it's unsuspended.
- 4 Queue: x of x
  - View your current position in the waitlist.
- 5 Manage Item
  - Suspend, Unsuspend, or Cancel Hold(s).